

SPACED OUT

DREAMY WET-FX PLUGIN



BABY AUDIO.

MANUAL

MEET SPACED OUT


It is no secret that we at BABY Audio are obsessed with the quirks, sounds and simplicity of vintage analog gear. With every software product we make, we hope to offer a little bit of that same hands-on experience and instant gratification. Never by emulating the past — but by tapping into its spirit to invent something new.

With Spaced Out, we asked ourselves this: How would we design a “Space Echo” effect today, almost 50 years after the original, with the abundance of computer power and algorithmic complexity at our disposal?

We set out to create an effect as fun, flavored and futuristic for the 21st century as the Space Echo was for its own time. It’s been an epic journey and we’re proud to have returned with our most complex plugin to date!

Spaced Out is a lush wet-FX generator, built for sending your sounds and vocals into weightless, heavenly orbit. It combines a crystalline reverb engine with a wealth of modulation options and a 16-step delay sequencer. In total, more than 50 individual effects come together in a singular creative experience with endless outcomes and zero sub-menus.





ECHOES ENGINE

The "Echoes" engine consists of 16 individual tap delays, sync'ed to the DAW's BPM. Each delay line can be either OFF, ON or LOW ACCENT (engaged, but with a lower/filtered output). Click inside the windows to enable or disable any step - or use the "dice" icon to auto-generate. You can always clear the entire sequencer by clicking the "x" icon.

INTENSITY:

Add sustain (left handle) to increase the volume of the later steps in the delay sequencer. This will give you a more dense output.

Add feedback (right handle) to increase the amount of repeats of each delay line.

DIMENSION:

Toggle between OFF (no stereo effect), Ultra-Wide (stereo-widener) or Motion (auto-panning function).

TEXTURE:

Switch between Clean, Wonky Tape, Lofi and Hazy. Each of the textures utilize a number of under-the-hood effects, calibrated to create four distinct delay flavors.

REVERSE:

Reverses the delay signal.

FILTER:

Analog-modeled HPF (left handle) and LPF (right handle) to shape the tone of the delay signal.

MODE:

Sets the time signature. Toggle between Straight, 2x (twice as fast as Straight), Dotted and Triplet modes.

SPACE ENGINE

The Space engine is a hybrid reverb/modulation effect. Its foundation is an algorithmic reverb, designed from the ground-up to sound transparent, modern and 'crystalline'. Four unique modulation effects - Lush, Trippy, Alien and Cosmic - have been baked into the reverb algorithm so you can add a touch of their character to your reverb and achieve some dreamy, otherworldly results. The middle circle lets you set three parameters in one mouse movement: 1. Modulation effect selection. 2. Modulation effect intensity. 3. Reverb length.

PRE-DELAY:

Delays the reverb signal by 0-250ms.

STARDUST:

Creates an angelic, high frequency, shimmer effect. We know you want more details about this one, but not everything that can be heard also needs to be understood! It would take away some of the magic :)

MELLOW:

HPF (left handle) and LPF (right handle) for shaping the reverb tone.

CLEAN-UP:

Decreases the reverb density for a more "lightweight" sonic signature. This is achieved by feeding the reverb algorithm with an altered dry signal.

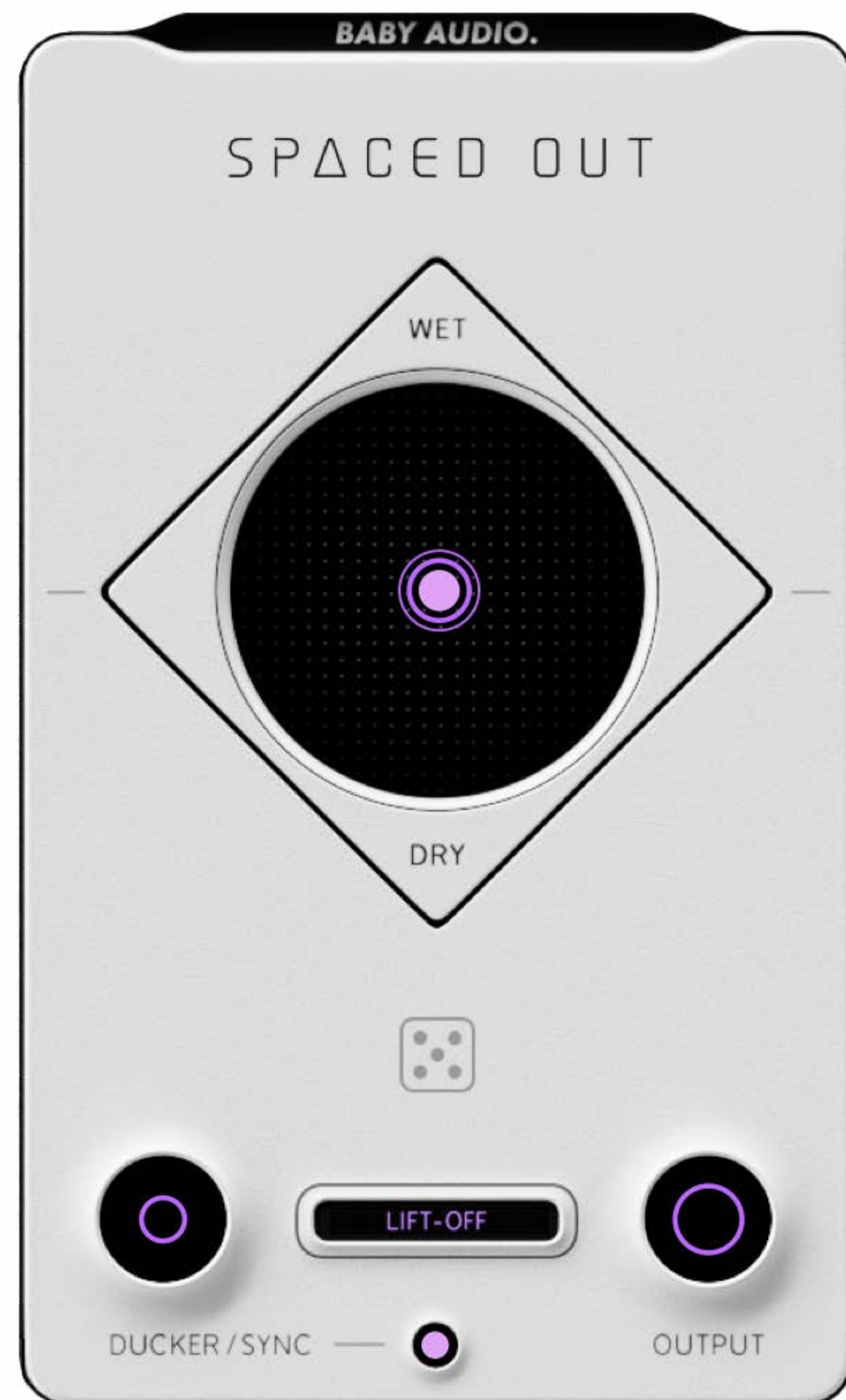
WIDTH:

Sets the reverb width between stereo and mono.

PROGRAM:

Four distinct reverb programs: Vacuum, Small Space, Medium Space and Outer Space.





MIXER

The central mixer hosts a universal X-Y joystick control that lets you morph between both wet-FX engines and the dry signal in one seamless motion.

GENERATE:

The Generate function ("dice" icon) will create random effect configurations to get you a quick starting point. This feature has been optimized and musically calibrated to give as usable results as possible - and quite often, you may find that you just need to move the central X-Y joystick after clicking the dice a few times. If that's how you prefer to work, we don't blame you: Spaced Out can be exactly as fast or as deep as you want it to be!

DUCKER + DUCKER SYNC

The ducker is a sidechain effect that lowers the wet signal according to another signal's input. When Sync is OFF, the Ducker is linked to the dry signal and will lower the wet-FX when the dry signal is playing. With Sync ON, the ducker syncs to quarter notes on the DAW's grid, effectively giving you a 'four on the floor' sidechain effect.

LIFT-OFF:

Engages a number of effects collectively to "glue" together the wet-FX signals. This includes compression, mid-side processing and some joint EQ'ing.

OUTPUT:

Controls the output of the entire effect (wet + dry signals).

ADDITIONAL FEATURES

VISUAL OPTIONS:

Choose between "light mode" and "dark mode" by clicking the top left icon in the preset bar.
 Resize the plugin window by clicking+dragging the stripes on the lower right side.

LOAD/SAVE PRESET:

Click the preset name for a dropdown list - or click the arrows in the preset bar - to navigate between the presets. Spaced Out comes loaded with 125 of them (more below). Click the "arrow up" icon on the preset bar to save a preset.

INITIALIZE:

Click the top right icon ("x") to clear all settings and return to the initialization state.

BYPASS:

Click the BABY Audio logo to bypass the effect.

PRESET CREATORS:

Presets 1-25: Created by BABY Audio's in-house team

Presets 26-35: Created by Filip Nikolic

Presets 36-50: Created by Tushar Apte

Presets 51-54: Created by John Nathaniel

Presets 55: Created by Team Salut

Presets 56-60: Created by Kill Shot

Presets 61-65: Created by Zardonic

Presets 66-69: Created by Anthony Saffery

Presets 70-79: Created by Julian De La Calzada (JDLC)

Presets 80-82: Created by Curtis Douglas (CD)

Presets 83-94: Created by Roop Patel/The Redface (RP)

Presets 95-99: Created by Van Boied (VB)

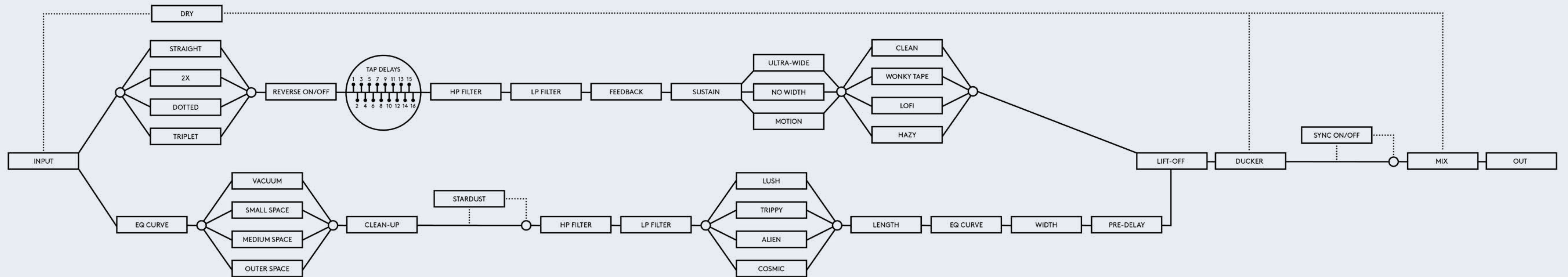
Preset 100: Created by Richie Beretta

Presets 101-105: Created by Jiri Blazek (JB)

Presets 105-125: Created by Dany Rock JR (DRJ)



SIGNAL FLOW



BABY AUDIO.

COMPATIBILIY

Plugin formats: VST, VST3, AU, AAX.

Platforms supported: Mac OS 10.7 and up including Catalina and Big Sur. PC Windows 7 and up.

DAWs supported: Ableton Live, Pro Tools, Logic Pro, FL Studio, Cubase, Nuendo, Reaper, Reason and most other major DAWs on the market.

INSTALLATION

A software download is supplied with your purchase, however you can always go to babyaud.io/downloads for the latest software updates.

After downloading, unzip the file and select either Mac or PC depending on your system. (Warning: don't run the PC file on a Mac and vice-versa).

- MAC: Double click on the PKG installer and follow the instructions
- PC/WINDOWS: Double click on the setup file and follow the instructions

ACTIVATION

Activate your software by entering the serial key that was emailed to you when you bought the product. Serial keys are entered in the 'trial mode' open screen. If you have any problems activating, please email support@babyaud.io

TRIAL VERSION

The Spaced Out trial version will output 5 seconds of silence every 60 seconds. To buy the full version, go to babyaud.io

EULA

Please read our End User License Agreement here: babyaud.io/eula



UNINSTALL LOCATIONS

MAC OS

AU:/Library/Audio/Plug-ins/Components/

VST:/Library/Audio/Plug-ins/VST/

VST3:/Library/Audio/Plug-ins/VST3/

AAX:/Library/Application Support/Avid/Audio/Plug-Ins/

WINDOWS

VST: The file will be in the custom path selected during installation

VST3: \Program Files\Common Files\VST3\

AAX: \Program Files\Common Files\Avid\Audio\Plug-Ins\

BABY AUDIO.

HAVE FUN USING SPACED OUT!